



Mini Painting

Come adopt a mini and paint it in your own style! This is a free paint craft; there will not be any workshop, although our volunteers may be able to help with some tips.


How to make it...

1. Take a mini of your choice
2. Use a little blue tack to attach it to the cup
3. Paint it with our supplies!
4. Either BEFORE you paint or AFTER it's dried, you can glue on extra bling

Please Return to us:

- ♥ Bling Boxes
- ♥ Water cup
- ♥ Paint palette
- ♥ Paintbrushes
- ♥ Painting mat

Share with us! Tag @Motley_Kids or #MotleyKidsCraft



Mini Painting

Come adopt a mini and paint it in your own style! This is a free paint craft; there will not be any workshop, although our volunteers may be able to help with some tips.


How to make it...

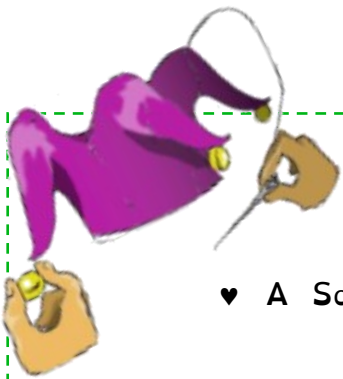
1. Take a mini of your choice
2. Use a little blue tack to attach it to the cup
3. Paint it with our supplies!
4. Either BEFORE you paint or AFTER it's dried, you can glue on extra bling

Please Return to us:

- ♥ Bling Boxes
- ♥ Water cup
- ♥ Paint palette
- ♥ Paintbrushes
- ♥ Painting mat

Share with us! Tag @Motley_Kids or #MotleyKidsCraft

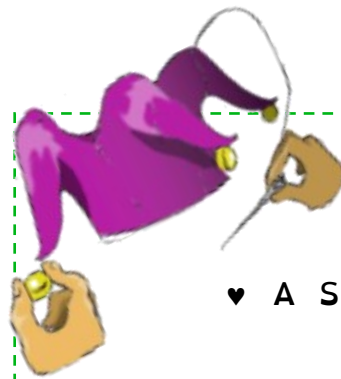




Mini Painting

What's in your Craft Kit?

- ♥ Choose a mini to adopt
- ♥ A Solo cup with some blue tack on it



Mini Painting

What's in your Craft Kit?

- ♥ Choose a mini to adopt
- ♥ A Solo cup with some blue tack on it

What else do you need?

- ♥ Paintbrushes
- ♥ Paints (grab a palette and pick your colors)
- ♥ Water cup (fill it **ONLY** to the line)
- ♥ Painting mat
- ♥ Any other bling you might choose to add
- ♥ A paper plate to work on



What else do you need?

- ♥ Paintbrushes
- ♥ Paints (grab a palette and pick your colors)
- ♥ Water cup (fill it **ONLY** to the line)
- ♥ Painting mat
- ♥ Any other bling you might choose to add
- ♥ A paper plate to work on

