



Truffula Trees

A Truffula Tree, because Truffula trees are what everyone needs!


How to make it...

1. Fill the bottom half of your pot with crumpled paper
2. Fill the top half of your pot with air-dry clay
3. Push your dowel rod into the foam ball to make a hole and remove.
4. Push your dowel rod down into the air-dry clay so it goes into the paper a bit.
5. Cover the top of the clay with moss or excelsior (glue down if needed)
6. Decorate your foam ball with feathers and pompoms. Use a toothpick to make holes to stick the feathers into if you need. Don't cover the hole you made!
7. Put a little glue on the top of the dowel rod
8. Put your foam ball on top of the dowel rod (you should have a handy hole to use)

Please Return to us:

- ♥ Bling Boxes
- ♥ Markers
- ♥ Glue Supplies
- ♥ Non-sticky feathers & pompoms

Share with us! Tag @Motley_Kids or #MotleyKidsCraft



Truffula Trees

A Truffula Tree, because Truffula trees are what everyone needs!


How to make it...

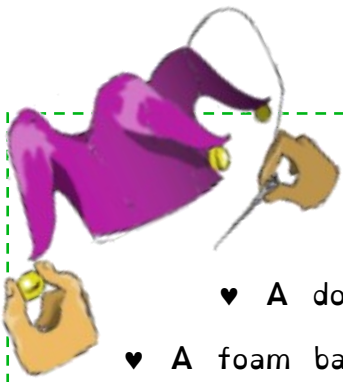
1. Fill the bottom half of your pot with crumpled paper
2. Fill the top half of your pot with air-dry clay
3. Push your dowel rod into the foam ball to make a hole and remove.
4. Push your dowel rod down into the air-dry clay so it goes into the paper a bit.
5. Cover the top of the clay with moss or excelsior (glue down if needed)
6. Decorate your foam ball with feathers and pompoms. Use a toothpick to make holes to stick the feathers into if you need. Don't cover the hole you made!
7. Put a little glue on the top of the dowel rod
8. Put your foam ball on top of the dowel rod (you should have a handy hole to use)

Please Return to us:

- ♥ Bling Boxes
- ♥ Markers
- ♥ Glue Supplies
- ♥ Non-sticky feathers & pompoms

Share with us! Tag @Motley_Kids or #MotleyKidsCraft





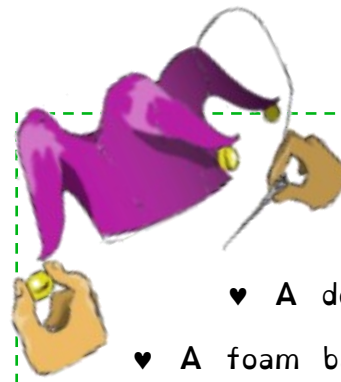
Truffula Trees

What's in your Craft Kit?

- ♥ A flower pot
- ♥ A dowel rod for your trunk
- ♥ A foam ball for your Truffula Tree
- ♥ Some excelsior for your Truffula Grass
- ♥ Some toothpicks to poke holes in the foam

What else do you need?

- ♥ Craft glue
- ♥ Hot Glue if you need
- ♥ Feathers
- ♥ Pompoms
- ♥ Any additional Bling



Truffula Trees

What's in your Craft Kit?

- ♥ A flower pot
- ♥ A dowel rod for your trunk
- ♥ A foam ball for your Truffula Tree
- ♥ Some excelsior for your Truffula Grass
- ♥ Some toothpicks to poke holes in the foam

What else do you need?

- ♥ Craft glue
- ♥ Hot Glue if you need
- ♥ Feathers
- ♥ Pompoms
- ♥ Any additional Bling

